

HOLIDAYS HOME WORK FOR SUMMER VACATION 2024

CLASS - II

*“Two roads diverged in a wood, and I—
I took the one less travelled by,
And that has made all the difference.”*

Dear Mahavirians,

Holidays are a time for rejuvenation, a chance to recharge our minds and hearts. At the same time, we must also nourish our souls with purposeful activities. Here’s a gentle reminder on how to make the most of this break;

***Read Extensively:** Readers are leaders. Unplug from screens, and explore the world of books. Make a habit of reading every day.*

***Catch Up with Passions and Hobbies:** Remember that guitar gathering dust in the corner? Or the canvas waiting for your brush strokes? Now is the time to rekindle those flames. Dive into your hobbies—whether it’s painting, dancing, coding, or cooking. Let your passions ignite your days.*

***Quality Family Time:** Families are the heartbeats of our lives. Share stories, cook together, play board games, and laugh until your bellies ache. These moments are the threads that weave the fabric of cherished memories.*

***Academics and Studies:** Yes, even during holidays, let’s keep the academic flame alive. Regular study sessions need not be burdensome. A chapter a day, a math puzzle, or a historical documentary—these small steps maintain the rhythm of learning.*

***Homework with a Twist:** Homework doesn’t have to be done in a mundane manner. Be innovative! Create a science project that dazzles, write a poem that dances with metaphors, or solve math problems with flair. Remember, it’s not just about finishing; it’s about understanding and enjoying the process.*

So, dear students, embrace this break with open arms. Explore both the well-trodden paths and the hidden trails. Let curiosity be your compass, and creativity your guide.

Wishing you a joyful and enriching summer break!

*Ruchika Sukhija
Principal*


MATHS

Instruction: Complete and submit the sheets in a folder.

Q1)

Addition

Colour the flower **red** if the sum is between 200 and 400, **blue** if the sum is equal to 500 and **yellow** if the answer is greater than 500.



Identify and write the keywords of addition:

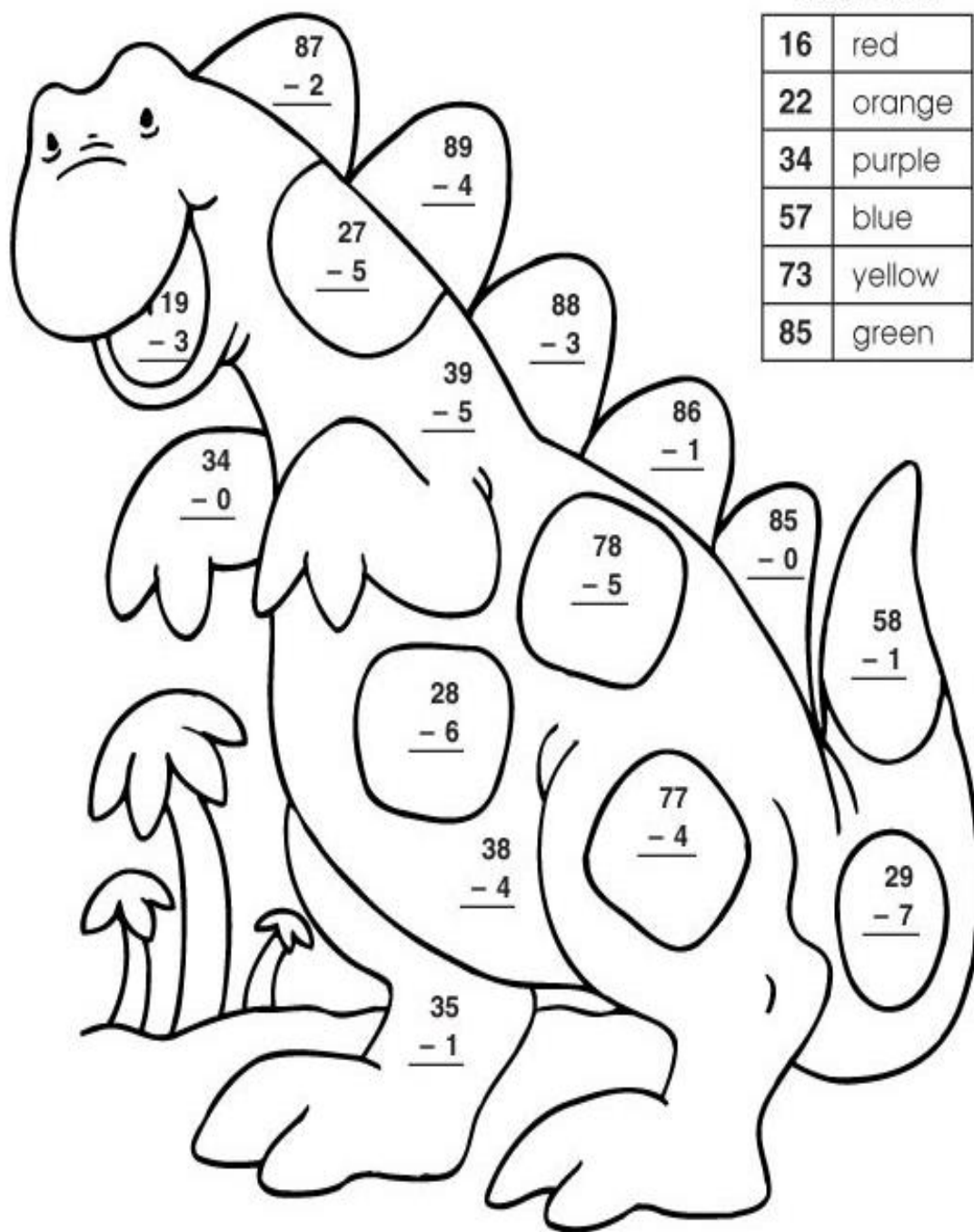
Q2)

Dino-Math

Subtract. Color the picture using the color code.

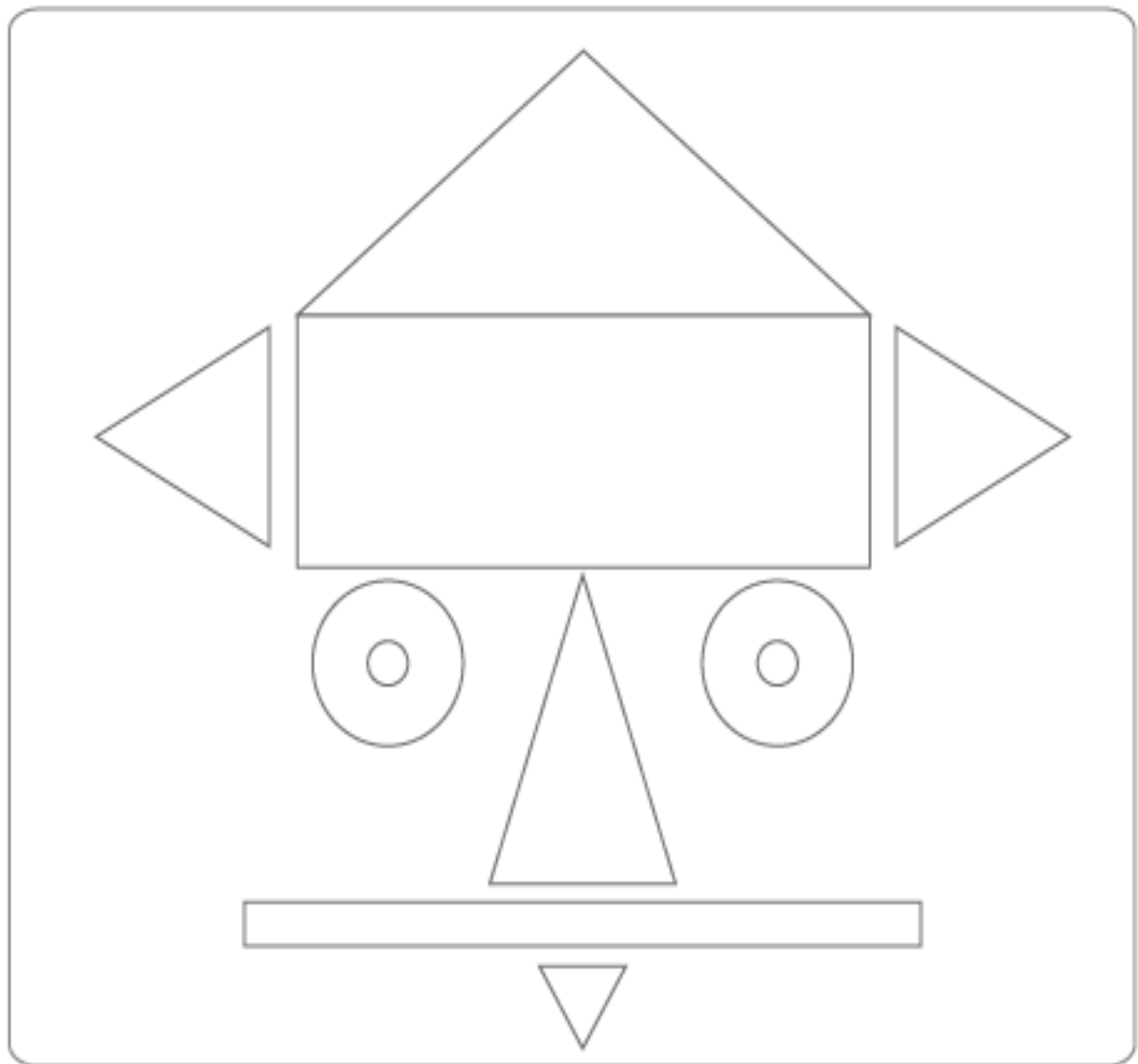
Color Code

16	red
22	orange
34	purple
57	blue
73	yellow
85	green



Q3)

Look at the picture and count the shapes.



There are _____ square(s)

There are _____ rectangles

There are _____ triangles

There are _____ circles

When done, color the picture.

Q4) **Number Doodle** : Make a poster on an A4 size sheet on **World Environment Day** through number doodling.

Q5) Learn & write tables from 2 to 10. Write any 1 table creatively. (examples are given below) :



ENGLISH

1. Do 15 pages of cursive handwriting in your Cursive Writing book.
2. Learn the poem 'I Wish I Were a Superhero.' The same will be assessed after holidays.
3. Do loud reading along with your parent of any three stories of your choice (other than your textbooks). On an A4 size sheet, write down the title, your favourite character, moral of the story and draw/paste any relevant picture.
4. Prepare a beautiful scrap book and do the following as listed below.
 - Write down at least six interesting facts about any one summer fruit of your choice and paste related pictures.
 - **Visual representation of Singular and Plural nouns-** Choose any five nouns of your choice and paste pictures to depict singular and plural nouns.
 - **Visual representation of Common and Proper Nouns-** Choose any five nouns of your choice and paste pictures to depict Common and Proper Nouns.

हिन्दी

प्रिय छात्रों आपकी छुट्टियाँ आनन्दमयी हो।

आपको यहाँ जो गृहकार्य दिया गया है उसे सुन्दर लेख में करके छुट्टियों के बाद स्कूल में लेकर आए।

1. पांच बार वर्णमाला अपनी हिंदी कॉपी में लिखिए।
2. निम्नलिखित शब्दों से वाक्य बनाइए -

दादी	लड़की	प्यारी	त्योहार
घर	सपना	तितली	खिलौना
सुंदर	मेहनत	मिठाई	पुलिस
पहाड़	चाँद	बच्चा	कुर्सी

3. अपने परिवार के प्रत्येक सदस्य का फ़ोटो चिपकाएँ और सदस्यों के बारे में 5-5 वाक्य लिखिए। (A-4 साइज शीट)
4. नीचे लिंक पर दी हुई कहानी को देखें और कहानी में आए कठिन शब्दों को लिखें।

[कहानी देखने के लिए यहां पर क्लिक करें](#) 

5. अपने बड़ों के साथ प्रतिदिन सुबह बाग में सैर पर जायें। (A-4 साइज शीट)
 - बगीचे में पाए जाने वाले पेड़ पौधों की सूखी पत्तियाँ एकत्रित करके शीट पर चिपका कर बड़ों की मदद से संबंधित 5 पेड़ों और 5 पौधों के नाम लिखें।

अभिभावकों से अनुरोध है कि वे बच्चों को हिन्दी कहानियों की पुस्तकें पढ़ने के लिए प्रेरित करें। अपनी देखरेख में ही ग्रीष्मावकाश कार्य करवाएं।

EVS

Make a model or big size flash cards (A-3 size, 4 each) as per the theme allotted to your roll number:

Roll no. 1 to 5- Seasonal clothes

Roll no. 6 to 10- Types of houses

Roll no. 11 to 15- Means of transport

Roll no. 16 to 20- Things we get from plants

Roll no. 21 to 25- My neighborhood places and community helpers

Roll no. 26 onwards - Seasons

ART AND CRAFT

Size: A4 white cartridge sheet

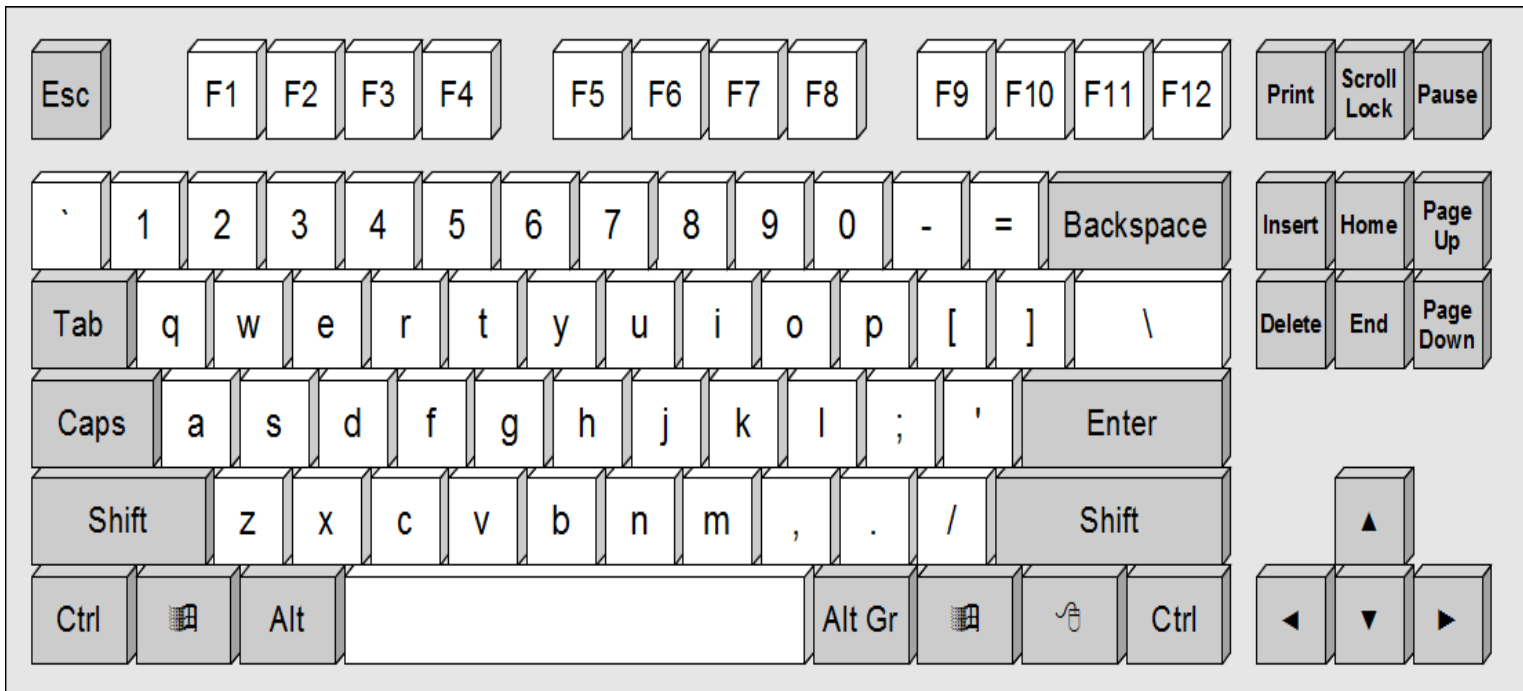
Make a drawing of your Favourite Cartoon and colour it.

COMPUTER

NOTE: Please submit the Computer Holiday Homework in separate folder.

Q1. Following is an image of Keyboard. Color the keys according to the given instructions:

- Top Row Keys- RED.
- Home Row Keys- BLUE.
- Bottom Row Keys- GREEN.



Q2. Cut the 'various types of computer and different parts of a computer' pictures (10-12 in sticker size) from the newspaper or magazines and Paste them on A4 size sheet and label it.
